



LARGE WORKSPACE

CONSEW® Since 1898



Models P1565RB series

TWO NEEDLE with SPLIT NEEDLE BAR

Designed for automotive, marine, leather, canvas and general upholstery.

P1565RB-14 / P1565RBL-18 / P1565RBL-25
14" / 18" / 25"

Plain Machine - Motor, Stand, Table needed.

with


- Split Needle Bar for Angular Stitching
- Large Top Load Bobbins
- Built-in Bobbin Winder
- Semi-Automatic Oiling
- Walking Foot
- Climbing Device
- Reverse



WALKING FOOT

Double Needle
Split Needle Bar

ANGULAR STITCHING



Model P1565RBL-25

High Speed
Two Needle
with Split Needle Bar
Walking Foot
Lockstitch
Machines

Models P1565RB series

TWO NEEDLE with SPLIT NEEDLE BAR

P1565RB-14 / P1565RBL-18 / P1565RBL-25
14" / 18" / 25"

Designed for automotive, marine, leather, canvas and general upholstery.

SPECIFICATIONS

Speed, maximum: 2500 - 3000 spm *
Stitch Length; Max. 9mm Adjustable
Presser Foot Lift: Hand- 9 mm
Knee- 16mm

Needle: 135 x 17

Bobbin: U or S


Work Space: 14"(355 mm)
18"(457 mm)
25"(635 mm)

Lubrication: Semi-Automatic


Needle Gauges: 1/4" to 1"
(Custom gauges also available)

Power: 110 or 220 v. 1-Phase

* Speed depends on thread, material and operation.



SPLIT NEEDLE BAR




NEEDLE SELECT
LEFT,
CENTER,
RIGHT

TWO
NEEDLE
WALKING
FEET
SPLIT
NEEDLE
BAR

Optional for the P1510RB, P1560RB & 1565RB series plain belt-driven machines.

Automatic Footlift Kit (complete) part# 285A1510

To be used with Consew motors
CSM3002 and CSM4002



Back of P1560RB-14 showing the Footlift Air Lines and Air Cylinder.

Single solenoid
setup includes...

FootLift Air Cylinder



285A1510



Single
Electric
Air Switch
Solenoid
Valve

Air
Regulator
with
Dryer