



**DIRECT DRIVE
LARGE WORKSPACE**

CONSEW® Since 1898

Model P1565RB-DD and -7DD series

TWO NEEDLE with SPLIT NEEDLE BAR

Designed for automotive, marine, leather, canvas and general upholstery.

The Automatic Footlift and Reverse on these machines operates Pneumatically (Air) and require a compressed air source *(not supplied by Consew.)*

Automatic Function Machines (-DD)

The (-DD) does NOT have the Automatic Thread Trim

P1565RB-14-DD/220 14"

P1565RBL-18-DD/220 18"

P1565RBL-25-DD/220 25"

Currently Available in 220V 1-phase Version ONLY.

Full Automatic Function Machines (-7DD)


The (-7DD) has Automatic Thread Trim

P1565RB-14-7DD/220 14"

P1565RBL-18-7DD/220 18"


P1565RBL-25-7DD/220 25"

Currently Available in 220V 1-phase Version ONLY.



WALKING FOOT
Double Needle
Split Needle Bar

ANGULAR STITCHING



P1565RBL-25-DD/220



P1565RBL-18-DD/220



**Automatic
Functions
Direct Drive
(Servo Motor connected to Top Shaft)
Two Needle
with Split Needle Bar
Walking Foot
Lockstitch Machines**

Automatic Function Machines (-DD) *No Auto Thread Trim*

P1565RB-14-DD/220 14" workspace

P1565RBL-18-DD/220 18"

P1565RBL-25-DD/220 25"

Full Automatic Function Machines (-7DD *with Auto Thread Trim*)

P1565RB-14-7DD/220 14" workspace


P1565RBL-18-7DD/220 18"

P1565RBL-25-7DD/220 25"

APPLICATIONS

- For sewing light to heavy-weight fabric, canvas, leather, vinyl, synthetics and various laminated and coated materials
- Designed for stitching such products as auto, boat and furniture upholstery, tarpaulins, covers, awnings, tents, umbrellas, handbags, luggage, travelware accessories, sports and camping equipment, wearing apparel, outdoor clothing, footwear, foundation garments, orthopedic appliances, etc.

**SPLIT
NEEDLE BAR
FOR ANGULAR
STITCHING**



Features for -7DD


- Large Top Load Bobbins
- Split Needle Bar (Angular Stitching)
- Built-in Bobbin Winder
- Walking Foot
- Climbing Device
- Roll-In, tucks the top thread under fabric when it starts
- Automatic Foot Lift
- Automatic Reverse
- Convenient push-button control switches
- Automatic Thread Trim (on -7DD only)

Features for -DD


- Same as -7DD except it does NOT have the Automatic Thread Trim

P1565RB-14-7DD/220V

This is a fully automatic machine, and includes the air cylinders for the **footlift, reverse feed, and trim** functions.



Control Panel




Thread Trimmer Knife

THREAD TRIMMER ON -7DD



Thread Trimmer Solenoid


SPLIT NEEDLE BAR



**NEEDLE
SELECT
LEFT,
CENTER,
RIGHT**



**TWO
NEEDLE
WALKING
FEET
SPLIT
NEEDLE
BAR**



Treadle control lever.

This is plugged in to the motor's electronics and is connected to the foot treadle with the treadle rods

SPECIFICATIONS

P1565RB-7DD and -DD series

Speed, Max. (S.P.M.)	*	2500 - 3000*
Clearance Under Foot		9/16" (14mm)
Presser Foot Lift	By Hand:	(9 mm)
	By Knee:	(16 mm)
Stitch Length, Max.		Max. 9mm adjustment by dial
Needle		135 x 17
Bobbin - Pre-wound		U or S
Work Space		14"(355 mm), 18"(457 mm) 25"(635 mm)
Stitch Type		301
Needle Gauges		1/4" to 1" (Custom gauges also available)

* Speed depends on thread, material and operation.

Currently Available in 220v 1-phase Version ONLY.