



LARGE WORKSPACE



**LARGE
BOBBIN**

CONSEW® Since 1898

Models P1510RB series

ONE NEEDLE

Designed for automotive, marine, leather, canvas and general upholstery.


P1510RB-14 / P1510RBL-18 / P1510RBL-25

14" 18" 25"

Plain Machine - Motor, Stand, Table needed.

with

- Large Top Load Bobbin
- Vertical Access Hook
- Built-in Bobbin Winder
- Walking Foot
- Climbing Device
- Reverse
- Semi-Automatic Oiling



SPECIFICATIONS

Speed, maximum: 2000 - 2500 spm *

Needle: 135 x 17 (DPX17)

Stitch Length; Max. 9mm Adjustment By Dial

Presser Foot Lift By Hand: 9 mm By Knee: 16mm

Lubrication: Semi-Automatic

Power: 110 or 220 v. 1-Phase


* Speed depends on thread, material and operation.

Single Needle Walking Foot Lockstitch Machines

Models P1510RB series

ONE NEEDLE

Designed for automotive, marine, leather, canvas and general upholstery.




Don't forget to order the appropriate size Table/Stand/Motor for these standard powered machines.
Complete Stand with K-Legs available separately.

Optional for the P1510RB, P1560RB & 1565RB series plain belt-driven machines.

Automatic Footlift Kit (complete) part# 285A1510

*To be used with Consew motors
CSM3002 and CSM4002*



Back of P1510RB-14 showing the Footlift Air Lines and Air Cylinder.

*Single solenoid
setup includes...*

FootLift Air Cylinder



285A1510



Single Electric
Air Switch
Solenoid
Valve

Air
Regulator
with
Dryer