



Since 1898
CONSEW®

Model 745R SERIES

WITH
EXTRA LARGE BOBBINS AND VERTICAL AXIS HOOKS
CENTRALIZED ARM LUBRICATION
RESERVOIR-OILED HOOKS WITH MICROMETRIC CONTROL VALVE
PRESSER FOOT LOCKING LEVER • PUSH BUTTON STITCH REGULATOR
REVERSE FEED • SAFETY CLUTCH
BUILT-IN BOBBIN WINDER
FRONT HANDWHEEL (ON 30" ARM) • (PULLER OPTIONAL)
ONE PIECE UPPER CASTING
EASY TO CONVERT BETWEEN 1 AND 2 NEEDLE

Model 745R-30



Model 745R-20



Model 745R-10

**DOUBLE
NEEDLE**



EXTRA HEAVY DUTY
DOUBLE NEEDLE
DROP FEED, NEEDLE FEED
(COMPOUND FEED)
ALTERNATING PRESSER FEET
LOCKSTITCH MACHINE
AVAILABLE IN ARM SIZE 12", 20" & 30"

With optional purchase of the single needle assembly,
machine can be converted between 1 and 2 needle operation

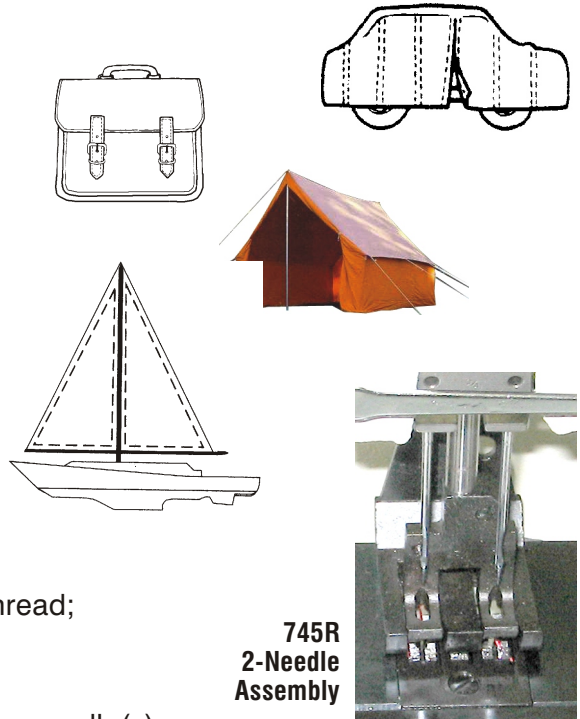
745R SERIES

APPLICATIONS

- Suitable for sewing extra heavyweight materials such as canvas, vinyl, leather, synthetics and various coated, laminated and rubberized fabrics.
- Designed for stitching such products as tents, tarps, awnings, truck covers, auto, marine and furniture upholstery, sails, matting, carpets, polishing wheels, mops, luggage, construction barriers, field covers, divider curtains, fabric structures and heavy bulky products.
- Model 745R suitable for stitching double seams and lap seaming.

FEATURES

- Compound feed, walking foot mechanism insures positive and even feeding of the material.
- Safety clutch protects the hooks from being damaged in case of accidental strain
- Reverse feed operated by foot pedal
- Centralized arm lubrication
- Reservoir-oiled hooks with micrometric control valve
- Presser foot locking lever
- Built-in bobbin winder
- Push button stitch regulator
- Extra heavy duty top shaft with four ball bearings for support
- Extra large bobbins and vertical axis hooks for use of heavy thread; also allows for long operation between bobbin changes
- High lift
- Front handwheel (on 30" arm) allows for easy positioning of the needle(s)
- 745RP is available with optional factory-installed, bottom driven, feed-synchronized puller. Puller mechanism is completely concealed and does not restrict work space. 745RP is a non-stock item.



MODELS AVAILABLE

DOUBLE NEEDLE	BED SIZE	WORK SPACE
745R10	20-7/16" x 9-1/16" (519x230mm)	12" (305mm)
745R20	33-5/16" x 9-1/16" (846x230mm)	20" (508mm)
745R30	43-5/16" x 9-1/16" (1100x230mm)	30" (762mm)

SPECIFICATIONS

Speed, Max. (S.P.M.)	1500 *	Bobbin	70141
Clearance Under Foot	25/32" (20mm)	Pre-Wound Bobbin	58
Needle Bar Stroke	1-27/32" (46.8mm)	Hook	70140
Stitch Length, Max.	25/64" (10mm)	Stitch Type	301
Needle: 745R10	DD-H14	Standard Needle Spacing	1/4" (6.35mm)
745R20 / 745R30	7 x 3 (DYx3)	Needle Spacings Available	3/16" to 2-3/8" (4.76mm to 60.33mm)

* Speed depends on operation, material and thread.