




Since 1898
CONSEW®

Model 2206RB-14-7DD-1

FULLY AUTOMATIC, DIRECT DRIVE
WALKING FOOT with CLIMBING DEVICE

- WITH CLIMBING DEVICE
- DIRECT DRIVE
- FULLY AUTOMATIC FUNCTIONS with DISPLAY
- AUTOMATIC LUBRICATION SYSTEM
- MANUAL & AUTOMATIC REVERSE WITH KNUCKLE SWITCH
- LARGE BOBBIN AND HORIZONTAL AXIS HOOK (SIDE LOAD)
- 3 S.P.I.(8mm) STITCH LENGTH
- LOCKING STITCH REGULATOR
- STANDARD PRESSER FEET FITTINGS



Large Workspace
 14" Horizontal (355 mm)
 5.9" Vertical (150 mm)

**DIRECT DRIVE
 HEAVY DUTY
 SINGLE NEEDLE
 TRIPLE FEED:
 DROP FEED, NEEDLE FEED
 AND ALTERNATING
 (WALKING) PRESSER FEET
 LOCKSTITCH MACHINE**


Model 2206RB-14-7DD-1

APPLICATIONS


- For sewing light to heavy-weight fabric, canvas, leather, vinyl, synthetics and various laminated and coated materials
- Designed for stitching such products as auto, boat and furniture upholstery, tarpaulins, covers, awnings, tents, handbags, luggage, sports and camping equipment, outdoor clothing, footwear, orthopedic appliances, ballistic armor, parachute containers, etc.

FEATURES


- Direct Drive Motor (*no belt connection required*)
- **New:** Built-in climbing device
- Fully automatic functions including automatic electric foot lift
- Automatic lubrication system
- Large bobbin and horizontal axis hook (*side load*)
- Compound feed, walking foot with alternating presser feet
- Built-in adjustment for changing step height between inside and outside presser feet
- **New:** Presser feet connecting rod which allows for presser feet to alternate more efficiently
- **New:** Top thread electric clamping system for trimming
- Automatic Thread Trim Function
- Built-in bobbin winder
- Locking stitch regulator
- Safety-type handwheel
- Stitch length indicator on outside of machine
- All sizes of cording feet available
- Standard presser feet fittings



Display and Control Panel, Direct Drive motor built in.



Simple Trim Mechanism




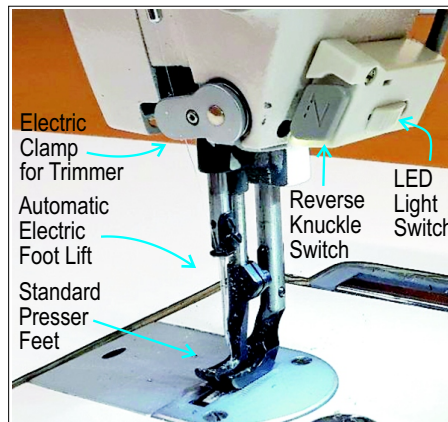
Electric Trim Motor

SPECIFICATIONS

2206RB-14-7DD-1

Speed, Max. (S.P.M.)	* 3000
Clearance Under Foot	33/64" (13 mm)
Stitch Length, Max.	3 s.p.i. (8 mm)
Needle	135 x 17
Bobbin Pre-wound	M
Work Space	14" Horizontal (355 mm) 5.9" Vertical (150 mm)
Stitch Type	301
Power	110 v / 220 v

* Speed depends on thread, material and operation.



Automatic Oil Pump