

Since 1898
CONSEW®
MODEL 104-10T

With

UNIVERSAL FEED MOVEMENT

ADJUSTABLE NEEDLE PLATE

EASY HAND OPERATED DIRECTIONAL CONTROL

- Moss/Drop stitch, Attaching tape, Braiding stitch, Ray stitch



Closeup of 104-10T Needle area



Directional Adjustment Control

SINGLE NEEDLE
SINGLE THREAD
CHAINSTITCH
EMBROIDERY MACHINE

CONSEW® **Model 104-10T**


APPLICATIONS

- Suitable on such products as wearing apparel, linens, towels, bedspreads, shirts, shop coats, curtains, banners, emblems, blankets, table cloths, coats and caps
- Ideal for use by laundries, camping outfitters, upholsterers, drapery shops, uniform clothing suppliers, linen suppliers and sporting goods stores
- Chainstitching and drop or moss stitching

FEATURES

- Universal feed movement allows free-hand stitching in any shape, form, style or direction
- Adjustable needle plate accommodates a variety of needle sizes and threads
- Easy-to-change hook needle
- Uses all types of thread: cotton, silk, wool, metal and synthetic
- Equipped with device for changing from chainstitch to dropstitch without removing work or rethreading machine
- Model 104-100 available for sewing sequins

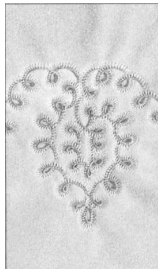
• Chainstitch




• Moss Stitch/Drop Stitch



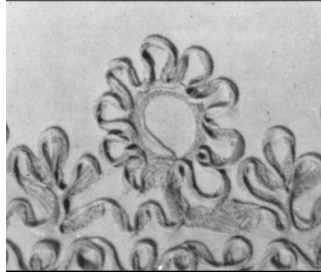
• Ray Stitch



• Braiding (Cording)



• Tape-Attaching



SPECIFICATIONS

Models	104-1 / 1T	104-2 / 2T	104-3 / 3T	104-10 / 10T
Stitch Type	Single Needle , Single Thread - Chainstitch - Type 101			
Speed - s.p.m.	800 stitches per minute (depending on material and thread)			
Feed	Universal Feed Movement			
Max. Stitch Length	9/64" (3.5 mm)	11/64" (4.5 mm)	9/64" (3.5 mm)	13/64" (5mm)
Presser Foot Lift	3/16" (5 mm)			9/32" (7mm)
Needle Bar Stroke	9/16" (14 mm)			
Needle Used	137x1 TR (Chainstitch) 137x1 SM (Moss Stitch, Drop Stitch)			
Work Space	10-1/4" (260mm)			
Bed size	7-3/4" x 16-3/8" (197mm x 416mm)			

*Available Option:
Speed Reducer*

