

# PROGRAMMABLE AUTOMATIC DOUBLE NEEDLE MACHINE

## MODEL 339RBATCL(E)-1

**TRIPLE FEED: Drop Feed, Needle Feed and Alternating (Walking) Presser Feet,**

**DOUBLE NEEDLE, HEAVY DUTY, LOCKSTITCH MACHINE**

With Centra-Lube® Semi-Automatic Lubrication System

Programmable Functions



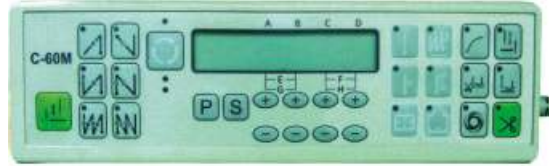
- Automatic Backtacking
- Automatic Reverse Feed
- Automatic Thread Trimmer
- Automatic Needle Up/Down
- Automatic Foot Lift (Electric \*\*)

\*\* Also available as 339RBATCL(N)-1 with Pneumatic Foot Lift

Safety Clutch

- **PEDAL OPERATION** The operator has precise control of the motor through the convenient foot pedal. Forward pressure controls speed and backward pressure automatically controls reverse stitching speed.
- **ADJUSTABLE PEDAL PRESSURE** For ease of operation operator can simply adjust the spring position to meet the desired foot pressure, achieving extremely fast and accurate start-stop actions. Linear speed control for accurate, predictable control.
- **UNBLOCKED HAND WHEEL** The sewing machine's hand wheel is freely movable, even when the machine is stopped. This allows easy threading and readily permits required adjustments for fittings.
- **ELECTRONIC CONTROLS** Consew uses a rugged servo-motor. The servo-motor affords precise control of all motor action, while allowing for additional sewing machine functions, such as trimming, foot lift, etc.
- **PRECISE NEEDLE POSITIONING** A specially designed servo-motor ensures precise needle positioning and stopping accuracy, thereby helping to eliminate one cause of needle breakage.
- **SWITCHING OF NEEDLE-UP/DOWN-STOP** Either needle-up stop or needle-down stop can be selected intermediate of the end of the seam. (It may be convenient to have the machine stop with the needle in "down" position for operations where sewing will continue after adjusting the item or have it stop in the "needle-up" position when the work will be removed after each operation.)
- **AUTO BACKTACKBUTTON** Conveniently located a few inches to the right of the needle, one touch initiates a programmable backtacking function.

Programmer / Stitch Counter



Automatic Synchronizer

Automatic Backtack Button



Two Large Horizontal Hooks and Bobbins



Auto Thread Cutter shown engaged and retracted

Detail of twin needles showing high presser foot lift



13mm

AVAILABLE SEPARATELY



Ho Hsing Servo Motor

Electronic Foot Lifter

Speed, Max, (S.P.M.)*	3000
Foot Lift	By Hand 25/64" (10 mm)
	By Knee or Electric 1/2" (13 mm)
Needle Bar Stroke	1-5/16" (33 mm)
Stitch Length, Max,	4 s.p.i. (8 mm)
Needle	135 x17
Bobbin	Metal 15041
	Pre-wound S or U
Hook	15040
Bed Size	7" x18-7/8" (177 x 477 mm)
Work Space	10" (258 mm)
Stitch Type	301
Standard Needle Spacing	1/4" (6.4 mm)
Available Needle Spacings	1/8" (3.2mm) – 1-1/2" (38.1 mm)